











MUSEAL AREA PLANT

LEGEND

- | | | | |
|---|--|--|--|
|  Archaeological structures |  MAR Museum entrance |  ROMAN VILLA |  MEDIEVAL HYPOGEUM entrance |
|  Arch. excavations V. Rampa Teglia |  Elevator for visitors with motor disabilities for overcoming the difference in height quota entrance/museum hall | A1 Frescoed wall north side 5,76x5,00m |  HIGHER CRYPT |
|  Hypogeal environments - crypts |  S. S. Maria Assunta and bell tower | A2 Frescoed wall east side 7,15x5,00m |  LOWER CRYPT |
|  Piazza F. Gioia - works of M.Paladino |  Museum emergency exit | A3 Frescoed wall portion west side | |